

RESERVE ANALYSIS REPORT

Whisper Mountain

Mesa, Arizona

Version 001 (revised)

March 5, 2020



ADVANCED RESERVE SOLUTIONS, INC.

2761 E. Bridgeport Parkway - Gilbert, Arizona 85295

kthompson@arsinc.com

Phone (480) 473-7643

www.arsinc.com

© 1997 - 2020

ADVANCED RESERVE SOLUTIONS, INC.

All Rights Reserved.

Whisper Mountain

Table of Contents

| | Page |
|---------------------------------------|-------------|
| Preface | i |
| Executive Summary | 1 |
| Distribution of Current Reserve Funds | 2 |
| Projections | 3 |
| Projection Charts | 4 |
| Annual Expenditure Detail | 6 |
| Component Detail | 10 |
| Index | 35 |

Preface

This preface is intended to provide an introduction to the enclosed reserve analysis as well as detailed information regarding the reserve analysis report format, reserve fund goals/objectives and calculation methods. The following sections are included in this preface:

| | |
|--|-----------|
| Introduction to Reserve Budgeting | page i |
| Understanding the Reserve Analysis | page i |
| Reserve Funding Goals / Objectives | page ii |
| Reserve Funding Calculation Methods | page ii |
| Reading the Reserve Analysis | page v |
| Glossary of Key Terms | page x |
| Limitations of Reserve Analysis | page xiii |

◆ ◆ ◆ ◆ INTRODUCTION TO RESERVE BUDGETING ◆ ◆ ◆ ◆

The Board of Directors of an association has a fiduciary duty to maintain the community in a good state of repair. Individual unit property values are significantly impacted by the level of maintenance and upkeep provided by the association as well as the amount of the regular assessment charged to each owner.

A prudent plan must be implemented to address the issues of long-range maintenance, repair and replacement of the common areas. Additionally, the plan should recognize that the value of each unit is affected by the amount of the regular assessment charged to each unit.

There is a fine line between “not enough,” “just right” and “too much.” Each member of an association should contribute to the reserve fund for their proportionate amount of “depreciation” (or “use”) of the reserve components. Through time, if each owner contributes his “fair share” into the reserve fund for the depreciation of the reserve components, then the possibility of large increases in regular assessments or special assessments will be minimized.

An accurate reserve analysis and a “healthy” reserve fund are essential to protect and maintain the association's common areas and the property values of the individual unit owners. A comprehensive reserve analysis is one of the most significant elements of any association's long-range plan and provides the critical link between sound business judgment and good fiscal planning. The reserve analysis provides a “financial blueprint” for the future of an association.

◆ ◆ ◆ ◆ UNDERSTANDING THE RESERVE ANALYSIS ◆ ◆ ◆ ◆

In order for the reserve analysis to be useful, it must be understandable by a variety of individuals. Board members (from seasoned, experienced Board members to new Board members), property managers, accountants, attorneys and even homeowners may ultimately review the reserve analysis. The reserve analysis must be detailed enough to provide a comprehensive analysis, yet simple enough to enable less experienced individuals to understand the results.

There are four key bits of information that a comprehensive reserve analysis should provide: Budget, Percent Funded, Projections and Inventory. This information is described as follows:

Budget

Amount recommended to be transferred into the reserve account for the fiscal year for which the reserve analysis was prepared. In some cases, the reserve analysis may present two or more funding plans based on different goals/objectives. The Board should have a clear understanding of the differences among these funding goals/objectives prior to implementing one of them in the annual budget.

Percent Funded

Measure of the reserve fund “health” (expressed as a percentage) as of the beginning of the fiscal year for which the

Preface

reserve analysis was prepared. This figure is the ratio of the actual reserve fund on hand to the fully funded balance. A reserve fund that is “100% funded” means the association has accumulated the proportionately correct amount of money, to date, for the reserve components it maintains.

Projections

Indicate the “level of service” the association will provide the membership as well as a “road map” for the fiscal future of the association. The projections define the timetables for repairs and replacements, such as when the buildings will be painted or when the asphalt will be seal coated. The projections also show the financial plan for the association – when an underfunded association will “catch up” or how a properly funded association will remain fiscally “healthy.”

Inventory

Complete listing of the reserve components. Key bits of information are available for each reserve component, including placed-in-service date, useful life, remaining life, replacement year, quantity, current cost of replacement, future cost of replacement and analyst’s comments.

◆ ◆ ◆ ◆ RESERVE FUNDING GOALS / OBJECTIVES ◆ ◆ ◆ ◆

There are four reserve funding goals/objectives which may be used to develop a reserve funding plan that corresponds with the risk tolerance of the association: Full Funding, Baseline Funding, Threshold Funding and Statutory Funding. These goals/objectives are described as follows:

Full Funding

Describes the goal/objective to have reserves on hand equivalent to the value of the deterioration of each reserve component. The objective of this funding goal is to achieve and/or maintain a 100% percent funded reserve fund. The component calculation method or cash flow calculation method is typically used to develop a full funding plan.

Baseline Funding

Describes the goal/objective to have sufficient reserves on hand to never completely run out of money. The objective of this funding goal is to simply pay for all reserve expenses as they come due without regard to the association’s percent funded. The cash flow calculation method is typically used to develop a baseline funding plan.

Threshold Funding

Describes the goal/objective other than the 100% level (full funding) or just staying cash-positive (baseline funding). This threshold goal/objective may be a specific percent funded target or a cash balance target. Threshold funding is often a value chosen between full funding and baseline funding. The cash flow calculation method is typically used to develop a threshold funding plan.

Statutory Funding

Describes the pursuit of an objective as described or required by local laws or codes. The component calculation method or cash flow calculation method is typically used to develop a statutory funding plan.

◆ ◆ ◆ ◆ RESERVE FUNDING CALCULATION METHODS ◆ ◆ ◆ ◆

There are two funding methods which can be used to develop a reserve funding plan based on a reserve funding goal/objective: Component Calculation Method and Cash Flow Calculation Method. These calculation methods are described as follows:

Component Calculation Method

This calculation method develops a funding plan for each individual reserve component. The sum of the funding plan for each component equals the total funding plan for the association. This method is often referred to as the “straight line”

Preface

method and is widely believed to be the most conservative reserve funding method. This method structures a funding plan that enables the association to pay all reserve expenditures as they come due, enables the association to achieve the ideal level of reserves in time, and then enables the association to maintain the ideal level of reserves through time. The following is a detailed description of the component calculation method:

Step 1: Calculation of fully funded balance for each component

The fully funded balance is calculated for each component based on its age, useful life and current cost. The actual formula is as follows:

$$\text{Fully Funded Balance} = \frac{\text{Age}}{\text{Useful Life}} \times \text{Current Cost}$$

Step 2: Distribution of current reserve funds

The association's current reserve funds are assigned to (or distributed amongst) the reserve components based on each component's remaining life and fully funded balance as follows:

Pass 1: Components are organized in remaining life order, from least to greatest, and the current reserve funds are assigned to each component up to its fully funded balance, until reserves are exhausted.

Pass 2: If all components are assigned their fully funded balance and additional funds exist, they are assigned in a "second pass." Again, the components are organized in remaining life order, from least to greatest, and the remaining current reserve funds are assigned to each component up to its current cost, until reserves are exhausted.

Pass 3: If all components are assigned their current cost and additional funds exist, they are assigned in a "third pass." Components with a remaining life of zero years are assigned double their current cost.

Distributing, or assigning, the current reserve funds in this manner is the most efficient use of the funds on hand – it defers the make-up period of any underfunded reserves over the lives of the components with the largest remaining lives.

Step 3: Developing a funding plan

After step 2, all components have a "starting" balance. A calculation is made to determine what funding would be required to get from the starting balance to the future cost over the number of years remaining until replacement. The funding plan incorporates the annual contribution increase parameter to develop a "stair stepped" contribution.

For example, if an association needs to accumulate \$100,000 in ten years, \$10,000 could be contributed each year. Alternatively, the association could contribute \$8,723 in the first year and increase the contribution by 3% each year thereafter until the tenth year.

In most cases, this rate should match the inflation parameter. Matching the annual contribution increase parameter to the inflation parameter indicates, in theory, that member contributions should increase at the same rate as the cost of living (inflation parameter). Due to the "time value of money," this creates the most equitable distribution of member contributions through time.

Using an annual contribution increase parameter that is greater than the inflation parameter will reduce the burden to the current membership at the expense of the future membership. Using an annual contribution increase parameter that is less than the inflation parameter will increase the burden to the current membership to the benefit of the future membership. The following chart shows a comparison:

Preface

| | <u>0% Increase</u> | <u>3% Increase</u> | <u>10% Increase</u> |
|---------|--------------------|--------------------|---------------------|
| Year 1 | \$10,000.00 | \$8,723.05 | \$6,274.54 |
| Year 2 | \$10,000.00 | \$8,984.74 | \$6,901.99 |
| Year 3 | \$10,000.00 | \$9,254.28 | \$7,592.19 |
| Year 4 | \$10,000.00 | \$9,531.91 | \$8,351.41 |
| Year 5 | \$10,000.00 | \$9,817.87 | \$9,186.55 |
| Year 6 | \$10,000.00 | \$10,112.41 | \$10,105.21 |
| Year 7 | \$10,000.00 | \$10,415.78 | \$11,115.73 |
| Year 8 | \$10,000.00 | \$10,728.25 | \$12,227.30 |
| Year 9 | \$10,000.00 | \$11,050.10 | \$13,450.03 |
| Year 10 | \$10,000.00 | \$11,381.60 | \$14,795.04 |
| TOTAL | \$100,000.00 | \$100,000.00 | \$100,000.00 |

This parameter is used to develop a funding plan only; it does not necessarily mean that the reserve contributions must be raised each year. There are far more significant factors that will contribute to a total reserve contribution increase or decrease from year to year than this parameter.

One of the major benefits of using this calculation method is that for any single component (or group of components), the accumulated balance and reserve funding can be precisely calculated. For example, using this calculation method, the reserve analysis can indicate the exact amount of current reserve funds “in the bank” for the roofs and the amount of money being funded towards the roofs each month. This information is displayed on the Management / Accounting Summary and Charts as well as elsewhere within the report.

Cash Flow Calculation Method

This calculation method develops a funding plan based on current reserve funds and projected expenditures during a specific timeframe (typically 30 years). This funding method structures a funding plan that enables the association to pay for all reserve expenditures as they come due, but is not necessarily concerned with the ideal level of reserves through time.

This calculation method tests reserve contributions against reserve expenditures through time to determine the minimum contribution necessary (baseline funding) or some other defined goal/objective (full funding, threshold funding or statutory funding). Unlike the component calculation method, this calculation method cannot precisely calculate the reserve funding for any single component (or group of components). In order to work-around this issue to provide this bookkeeping information, a formula has been applied to component method results to calculate a reasonable breakdown. This information is displayed on the Management / Accounting Summary and Charts as well as elsewhere within the report.

The **Directed Cash Flow Calculation Method** is our primary calculation method. It allows for several funding strategies to be manually tested until the optimal funding strategy accomplishing three goals is created:

Goal #1: Ensures that all scheduled reserve expenditures are covered by keeping the reserve cash balance above zero during the projected period (typically 30 years)

Goal #2: Uniformly distributes the costs of replacements over time to benefit both current & future members of the association by using consistent, incremental contribution increases

Goal #3: Provides for the lowest reserve funding recommendation as possible over time with the goal of approaching, reaching and/or maintaining a 100% fully funded reserve balance

These very important aspects of the **Directed Cash Flow Calculation Method** will greatly aid the board of directors during the annual budgeting process.

Preface

◆ ◆ ◆ ◆ READING THE RESERVE ANALYSIS ◆ ◆ ◆ ◆

In some cases, the reserve analysis may be a lengthy document of one hundred pages or more. A complete and thorough review of the reserve analysis is always a good idea. However, if time is limited, it is suggested that a thorough review of the summary pages be made. If a “red flag” is raised in this review, the reader should then check the detail information, of the component in question, for all relevant information. In this section, a description of most of the summary or report sections is provided along with comments regarding what to look for and how to use each section.

Executive Summary

Provides general information about the client, global parameters used in the calculation of the reserve analysis as well as the core results of the reserve analysis.

Client Information
Provides various client information including fiscal year for which the reserve analysis was prepared, number of units, phasing, etc.

Global Parameters
Displays the calculation parameters that were used to calculate the reserve analysis including inflation, annual contribution increase, investment rate, tax rate and contingency.

Community Profile
Provides brief description of the community, as well as other “global” type comments.

Budget
Provides recommended funding for the fiscal year for which the reserve analysis was prepared. Indicates the reserve funding from the membership, anticipated interest contribution and the total contribution

Sample Homeowners Association
Executive Summary
Component Calculation Method

| Client Information: | | Global Parameters: | |
|---------------------|-----------------------|------------------------------|--------|
| Account Number | 90999 | Inflation Rate | 2.00% |
| Version Number | 1 | Annual Contribution Increase | 2.00% |
| Analysis Date | 3/18/2014 | Investment Rate | 1.00% |
| Fiscal Year | 6/1/2014 to 5/31/2015 | Taxes on Investment | 30.00% |
| Number of Units | 167 | Contingency | 3.00% |
| Phasing | 8 of 8 | | |

Community Profile:
This community consists of 167 attached units with private roadways, pool area and extensive landscaped areas. For budgeting purposes, unless otherwise indicated, we have used June 1995 as the average placed-in-service date for aging the original components in this community.
ARS site visits: March 1, 2014; January 2011; February 2009; April 2008; March 2005; March 2003; March 2002; April 2001 and March 2000

Adequacy of Reserves as of June 1, 2014:

| | |
|------------------------------|----------------|
| Anticipated Reserve Balance | \$865,450.00 |
| Fully Funded Reserve Balance | \$1,011,228.83 |
| Percent Funded | 85.58% |

Recommended Funding for the 2014-2015 Fiscal Year:

| | Annual | Monthly | Per Unit Per Month |
|-----------------------|-----------|------------|--------------------|
| Member Contributions | \$110,639 | \$9,221.58 | \$55.22 |
| Interest Contribution | \$5,977 | \$498.09 | \$2.98 |
| Total Contribution | \$116,636 | \$9,719.66 | \$58.20 |

3.18.2014(1) 1 ADVANCED RESERVE SOLUTIONS, INC.

Adequacy of Reserves
Displays the results of calculations with regard to the “health” of the reserve fund as of the beginning of the fiscal year for which the reserve analysis was prepared. Provides the anticipated reserve balance, fully funded reserve balance and the percent funded.

Preface

Calculation of Percent Funded

Summary displays all reserve components, shown here in “category” order. Provides the remaining life, useful life, current cost and the fully funded balance at the beginning of the fiscal year for which the reserve analysis was prepared.

Reserve Components

All components are displayed (shown here in “category” order).

Lifespans

Remaining life and useful life are displayed. And, these columns are conveniently sub totaled to show range.

Current Cost

Displays the current cost to replace or otherwise maintain each component. This column is conveniently sub totaled.

Fully Funded Balance

Displays the fully funded balance for each component. This column is conveniently sub totaled.

**Sample Homeowners Association
Calculation of Percent Funded
Sorted by Category**

| | Remaining Life | Useful Life | Current Cost | Fully Funded Balance |
|--|----------------|--------------|-----------------------|-----------------------|
| 010 Streets | | | | |
| Streets - Asphalt, Overlay / Major Rehab | 8 | 27 | \$101,667.50 | \$71,564.91 |
| Streets - Asphalt, Repair | 0 | 4 | \$3,621.75 | \$3,621.75 |
| Streets - Asphalt, Seal Coat | 0 | 4 | \$5,926.50 | \$5,926.50 |
| Streets - Concrete, Unfunded | n.a. | n.a. | \$0.00 | \$0.00 |
| Sub Total | 0-8 | 4-27 | \$111,245.75 | \$81,113.16 |
| 020 Roofs | | | | |
| Roofs - Tile | | | | |
| Sub Total | | | | |
| 030 Paints | | | | |
| Painting - Cabana Interior | | | | |
| Painting - Red Curbs | | | | |
| Painting - Stucco | | | | |
| Painting - Woodwork & Trim | | | | |
| Painting - Wrought Iron, Buildings | | | | |
| Painting - Wrought Iron, Pool Area | | | | |
| Sub Total | | | | |
| 040 Fencing | | | | |
| Fencing - Wrought Iron, Pool Area | | | | |
| Railing - Wrought Iron, Buildings | | | | |
| Sub Total | | | | |
| 050 Lighting | | | | |
| Lighting - Buildings | | | | |
| Lighting - Grounds | | | | |
| Sub Total | | | | |
| 060 Pool Area | | | | |
| Cabana - Ceramic Tile | | | | |
| Cabana - Doors | | | | |
| Cabana - Plumbing Fixtures | | | | |
| Cabana - Restroom Partitions | | | | |
| Cabana - Water Heater | | | | |
| Pool - Filter | | | | |
| Pool - Heater | | | | |
| Pool - Replaster & Tile Replace | | | | |
| Pool Area - Barbecues | | | | |
| Sub Total | | | | |
| 070 Decks | | | | |
| Decks - Clean & Top Coat | 2 | 5 | \$30,480.00 | \$18,288.00 |
| Decks - Resurface | 2 | 13 | \$65,227.20 | \$54,720.81 |
| Sub Total | 2 | 5-13 | \$95,707.20 | \$73,008.81 |
| 080 Misc (Buildings) | | | | |
| Fire Extinguisher Cabinets | 2 | 21 | \$27,825.00 | \$24,964.05 |
| Utility Closet Doors | 2 | 21 | \$73,900.00 | \$66,861.50 |
| Sub Total | 2 | 21 | \$101,525.00 | \$91,825.55 |
| 090 Misc (Grounds) | | | | |
| Landscape - Irrigation Controllers | 0 | 12 | \$20,000.00 | \$20,000.00 |
| Landscape - Renovation, Unfunded | n.a. | n.a. | \$0.00 | \$0.00 |
| Mailboxes | 2 | 21 | \$37,200.00 | \$33,657.14 |
| Sub Total | 0-2 | 12-21 | \$66,200.00 | \$62,657.14 |
| 100 Termite Control | | | | |
| Termite Control | n.a. | n.a. | \$0.00 | \$100,000.00 |
| Sub Total | n.a. | n.a. | \$0.00 | \$100,000.00 |
| Contingency | n.a. | n.a. | n.a. | \$29,453.27 |
| Total | 0-11 | 2-30 | \$1,061,533.70 | \$1,011,228.83 |
| Anticipated Reserve Balance | | | | \$865,450.00 |
| Percent Funded | | | | 85.58% |

3.18.2014(1) 5 ADVANCED RESERVE SOLUTIONS, INC.

The total current cost to replace or otherwise maintain all components, total fully funded balance, anticipated reserve balance and percent funded are provided at the bottom of this summary. Also shown is the range of reserve component remaining lives and useful lives.

Preface

Management / Accounting Summary and Charts

Summary displays all reserve components, shown here in “category” order. Provides the assigned reserve funds at the beginning of the fiscal year for which the reserve analysis was prepared along with the monthly member contribution, interest contribution and total contribution for each component and category. Pie charts show graphically how the total reserve fund is distributed amongst the reserve component categories and how each category is funded on a monthly basis.

Balance at FYB
Shows the amount of reserve funds assigned to each reserve component. And, this column is conveniently sub totaled.

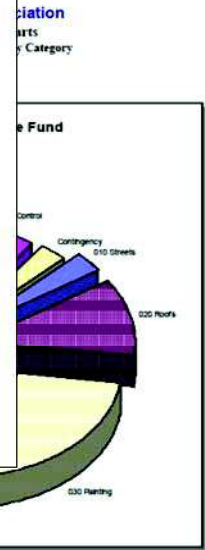
Sample Homeowners Association
Management / Accounting Summary
Component Calculation Method; Sorted by Category

| | Balance at Fiscal Year Beginning | Monthly Member Contribution | Monthly Interest Contribution | Total Monthly Contribution |
|--|----------------------------------|-----------------------------|-------------------------------|----------------------------|
| 010 Streets | | | | |
| Streets - Asphalt, Overlay / Major Rehab | \$17,637.90 | \$949.69 | \$13.37 | \$963.07 |
| Streets - Asphalt, Repair | \$3,621.75 | \$78.20 | \$0.25 | \$78.45 |
| Streets - Asphalt, Seal Coat | \$5,926.50 | \$127.96 | \$0.41 | \$128.37 |
| Streets - Concrete, Unfunded | \$0.00 | \$0.00 | \$0.00 | \$0.00 |
| Sub Total | \$27,186.15 | \$1,155.84 | \$14.04 | \$1,169.88 |

Sample Homeowners Association
Management / Accounting Summary
Component Calculation Method; Sorted by Category

| | Balance at Fiscal Year Beginning | Monthly Member Contribution | Monthly Interest Contribution | Total Monthly Contribution |
|------------------------------------|----------------------------------|-----------------------------|-------------------------------|----------------------------|
| 020 Roofs | | | | |
| Roofs - Tile | | | | |
| Sub Total | | | | |
| 030 Painting | | | | |
| Painting - Cabana Interior | | | | |
| Painting - Red Curbs | | | | |
| Painting - Stucco | | | | |
| Painting - Woodwork & Trim | | | | |
| Painting - Wrought Iron, Buildings | | | | |
| Painting - Wrought Iron, Pool Area | | | | |
| Sub Total | | | | |
| 040 Fencing | | | | |
| Fencing - Wrought Iron, Pool Area | | | | |
| Railing - Wrought Iron, Buildings | | | | |
| Sub Total | | | | |
| 050 Lighting | | | | |
| Lighting - Buildings | | | | |
| Lighting - Grounds | | | | |
| Sub Total | | | | |
| 060 Pool Area | | | | |
| Cabana - Ceramic Tile | | | | |
| Cabana - Doors | | | | |
| Cabana - Plumbing Fixtures | | | | |
| Cabana - Restroom Partitions | | | | |
| Cabana - Water Heater | | | | |
| Pool - Filter | | | | |
| Sub Total | | | | |
| 070 Decks | | | | |
| Decks - Clean & Top Coat | \$18,288.00 | \$539.52 | \$12.44 | \$551.96 |
| Decks - Resurfacing | \$54,720.81 | \$206.93 | \$33.65 | \$340.58 |
| Sub Total | \$73,008.81 | \$1,046.45 | \$46.09 | \$1,092.54 |
| 080 Misc (Buildings) | | | | |
| Fire Extinguisher Cabinets | \$24,994.05 | \$139.11 | \$15.07 | \$154.19 |
| Utility Closet Doors | \$96,861.90 | \$372.15 | \$40.32 | \$412.47 |
| Sub Total | \$91,855.95 | \$511.26 | \$55.40 | \$566.66 |
| 090 Misc (Grounds) | | | | |
| Landscape - Irrigation Controllers | \$29,000.00 | \$219.48 | \$0.71 | \$220.19 |
| Landscape - Renovation, Unfunded | \$0.00 | \$0.00 | \$0.00 | \$0.00 |
| Mailboxes | \$33,657.14 | \$187.33 | \$20.30 | \$207.63 |
| Sub Total | \$62,657.14 | \$406.82 | \$21.00 | \$427.82 |
| 100 Termite Control | | | | |
| Termite Control | \$100,000.00 | \$0.00 | \$58.52 | \$58.52 |
| Sub Total | \$100,000.00 | \$0.00 | \$58.52 | \$58.52 |
| Contingency | \$25,207.28 | \$256.59 | \$15.61 | \$272.20 |
| Total | \$865,450.00 | \$9,221.58 | \$498.09 | \$9,719.66 |

Monthly Funding
Displays the monthly funding for each component from the members and interest. Total monthly funding is also indicated. And, these columns are conveniently sub totaled.



Pie Charts
Show graphically how the reserve fund is distributed amongst the reserve components and how the components are funded.

Preface

Projections and Charts

Summary displays projections of beginning reserve balance, member contribution, interest contribution, expenditures and ending reserve balance for each year of the projection period (shown here for 30 years). The two columns on the right-hand side provide the fully funded ending balance and the percent funded for each year. Charts show the same information in an easy-to-understand graphic format.

**Sample Homeowners Association
Projections
Component Calculation Method**

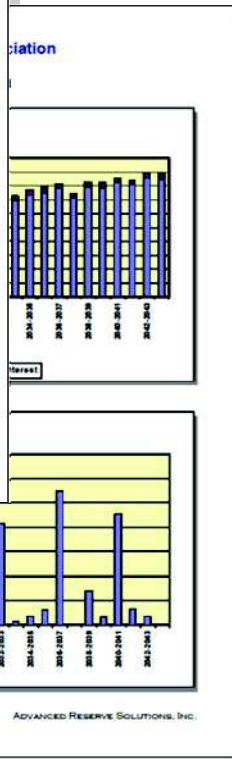
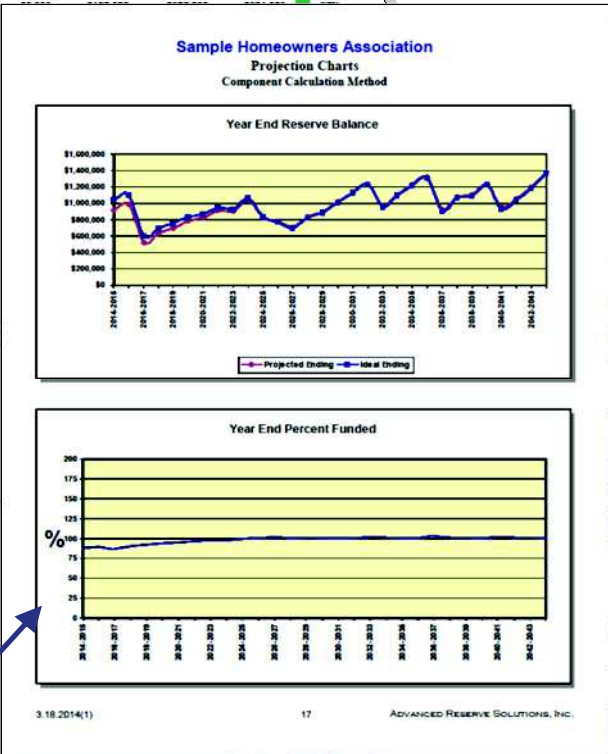
| Fiscal Year | Beginning Balance | Member Contribution | Interest Contributions | Expenditures | Ending Balance | Fully Funded Ending Balance | Percent Funded |
|-------------|-------------------|---------------------|------------------------|--------------|----------------|-----------------------------|----------------|
| 2014-2015 | \$665,450 | \$110,659 | \$5,977 | \$64,980 | \$917,106 | \$1,046,139 | 88% |
| 2015-2016 | \$917,106 | \$111,857 | \$6,482 | \$45,317 | \$990,127 | \$1,104,068 | 90% |
| 2016-2017 | \$990,127 | \$116,806 | \$3,175 | \$591,549 | \$518,509 | \$598,939 | 87% |
| 2017-2018 | \$518,509 | \$115,807 | \$3,960 | \$7,715 | \$630,610 | \$698,915 | 90% |
| 2018-2019 | \$630,610 | \$116,508 | \$4,431 | \$52,973 | \$698,577 | \$755,512 | 92% |
| 2019-2020 | \$698,577 | \$116,723 | \$5,037 | \$34,761 | \$785,576 | \$834,243 | 94% |
| 2020-2021 | \$785,576 | \$118,645 | \$5,331 | \$80,731 | \$828,821 | \$896,179 | 96% |
| 2021-2022 | \$828,821 | \$121,026 | \$5,925 | \$40,530 | \$915,241 | \$949,147 | 96% |
| 2022-2023 | \$915,241 | \$123,506 | | | | | |
| 2023-2024 | \$967,080 | \$125,898 | | | | | |
| 2024-2025 | \$1,037,322 | \$128,438 | | | | | |
| 2025-2026 | \$825,864 | \$127,755 | | | | | |
| 2026-2027 | \$780,089 | \$125,548 | | | | | |
| 2027-2028 | \$713,358 | \$119,373 | | | | | |
| 2028-2029 | \$831,867 | \$131,988 | | | | | |
| 2029-2030 | \$890,194 | \$131,038 | | | | | |
| 2030-2031 | \$1,013,798 | \$137,575 | | | | | |
| 2031-2032 | \$1,130,618 | \$141,510 | | | | | |
| 2032-2033 | \$1,237,543 | \$143,182 | | | | | |
| 2033-2034 | \$973,366 | \$138,561 | | | | | |
| 2034-2035 | \$1,104,489 | \$147,134 | | | | | |
| 2035-2036 | \$1,222,966 | \$149,242 | | | | | |
| 2036-2037 | \$1,317,743 | \$150,808 | | | | | |
| 2037-2038 | \$929,828 | \$142,178 | | | | | |
| 2038-2039 | \$1,078,962 | \$157,813 | | | | | |
| 2039-2040 | \$1,102,377 | \$157,111 | | | | | |
| 2040-2041 | \$1,234,862 | \$165,390 | | | | | |
| 2041-2042 | \$952,363 | \$161,588 | | | | | |
| 2042-2043 | \$1,056,301 | \$171,747 | | | | | |
| 2043-2044 | \$1,200,105 | \$169,269 | | | | | |

NOTE: In some cases, the projected ending balance expenditures. This is a result of the provision of contingency is continually adjusted according to

3.18.2014(1)

Improved format makes the numbers as easy to read and understand as possible. The color-coded bar indicates the reserve fund status:

Green: Good
Yellow: Fair
Red: Poor



Charts
Show graphically the reserve funding plan through time.

Preface

Component Detail

Summary provides detailed information about each reserve component. These pages display all information about each reserve component as well as comments from site observations and historical information regarding replacement or other maintenance.

Lifespan Information
Displays placed-in-service date, useful life, remaining life and replacement year.

Cost Information
Displays quantity, unit cost, percentage of replacement, current cost and future cost.

Calculation Results
Displays assigned reserves and funding requirements.

Comments
Useful information from site observations and historical expenses included here.

Photos
Optional inclusion of photos adds an additional layer of detail to the reserve analysis.

Preface

◆ ◆ ◆ ◆ GLOSSARY OF KEY TERMS ◆ ◆ ◆ ◆

Annual Contribution Increase Parameter

The rate used in the calculation of the funding plan. This rate is used on an annual compounding basis. This rate represents, in theory, the rate the association expects to increase contributions each year.

In most cases, this rate should match the inflation parameter. Matching the annual contribution increase parameter to the inflation parameter indicates, in theory, that member contributions should increase at the same rate as the cost of living (inflation parameter). Due to the “time value of money,” this creates the most equitable distribution of member contributions through time.

This parameter is used to develop a funding plan only; it does not necessarily mean that the reserve contributions must be raised each year. There are far more significant factors that will contribute to a total reserve contribution increase or decrease from year to year than this parameter. See the description of “reserve funding calculation methods” in this preface for more detail on this parameter.

Anticipated Reserve Balance (or Reserve Funds)

The amount of money, as of a certain point in time, held by the association to be used for the repair or replacement of reserve components. This figure is “anticipated” because it is calculated based on the most current financial information available as of the analysis date, which is almost always prior to the fiscal year beginning date for which the reserve analysis is prepared.

Assigned Funds (and “Fixed” Assigned Funds)

The amount of money, as of the fiscal year beginning date for which the reserve analysis is prepared, that a reserve component has been assigned.

The assigned funds are considered “fixed” when the normal calculation process is bypassed and a specific amount of money is assigned to a reserve component. For example, if the normal calculation process assigns \$10,000 to the roofs, but the association would like to show \$20,000 assigned to roofs, “fixed” funds of \$20,000 can be assigned.

Cash Flow Calculation Method

Reserve funding calculation method developed based on total annual expenditures. A more detailed description of the actual calculation process is included in the “reserve funding calculation methods” section of the preface.

Component Calculation Method

Reserve funding calculation method developed based on each individual component. A more detailed description of the actual calculation process is included in the “reserve funding calculation methods” section of the preface.

Contingency Parameter

The rate used as a built-in buffer in the calculation of the funding plan. This rate will assign a percentage of the reserve funds, as of the fiscal year beginning, as contingency funds and will also determine the level of funding toward the contingency each month.

Current Replacement Cost

The amount of money, as of the fiscal year beginning date for which the reserve analysis is prepared, that a reserve component is expected to cost to replace.

Fiscal Year

Indicates the budget year for the association for which the reserve analysis was prepared. The fiscal year beginning (FYB) is the first day of the budget year; the fiscal year end (FYE) is the last day of the budget year.

Fully Funded Reserve Balance (or Ideal Reserves)

The amount of money that should theoretically have accumulated in the reserve fund as of a certain point in time. Fully funded reserves are calculated for each reserve component based on the current replacement cost, age and useful life:

Preface

$$\text{Fully Funded Reserves} = \frac{\text{Age}}{\text{Useful Life}} \times \text{Current Replacement Cost}$$

The fully funded reserve balance is the sum of the fully funded reserves for each reserve component.

An association that has accumulated the fully funded reserve balance does not have all of the funds necessary to replace all of its reserve components immediately; it has the proportionately appropriate reserve funds for the reserve components it maintains, based on each component's current replacement cost, age and useful life.

Future Replacement Cost

The amount of money, as of the fiscal year during which replacement of a reserve component is scheduled, that a reserve component is expected to cost to replace. This cost is calculated using the current replacement cost compounded annually by the inflation parameter.

Global Parameters

The financial parameters used to calculate the reserve analysis. See also "inflation parameter," "annual contribution increase parameter," "investment rate parameter" and "taxes on investments parameter."

Inflation Parameter

The rate used in the calculation of future costs for reserve components. This rate is used on an annual compounding basis. This rate represents the rate the association expects the cost of goods and services relating to their reserve components to increase each year.

Interest Contribution

The amount of money contributed to the reserve fund by the interest earned on the reserve fund and member contributions.

Investment Rate Parameter

The gross rate used in the calculation of interest contribution (interest earned) from the reserve balance and member contributions. This rate (net of the taxes on investments parameter) is used on a monthly compounding basis. This parameter represents the weighted average interest rate the association expects to earn on their reserve fund investments.

Membership Contribution

The amount of money contributed to the reserve fund by the association's membership.

Monthly Contribution (and "Fixed" Monthly Contribution)

The amount of money, for the fiscal year which the reserve analysis is prepared, that a reserve component will be funded.

The monthly contribution is considered "fixed" when the normal calculation process is bypassed and a specific amount of money is funded to a reserve component. For example, if the normal calculation process funds \$1,000 to the roofs each month, but the association would like to show \$500 funded to roofs each month, a "fixed" contribution of \$500 can be assigned.

Number of Units (or other assessment basis)

Indicates the number of units for which the reserve analysis was prepared. In "phased" developments (see phasing), this number represents the number of units, and corresponding common area components, that existed as of a certain point in time.

For some associations, assessments and reserve contributions are based on a unit of measure other than the number of units. Examples include time-interval weeks for timeshare resorts or lot acreage for commercial/industrial developments.

Preface

One-Time Replacement

Used for components that will be budgeted for only once.

Percent Funded

A measure, expressed as a percentage, of the association's reserve fund "health" as of a certain point in time. This number is the ratio of the anticipated reserve fund balance to the fully funded reserve balance:

$$\text{Percent Funded} = \frac{\text{Anticipated Reserve Fund Balance}}{\text{Fully Funded Reserve Balance}}$$

An association that is 100% funded does not have all of the reserve funds necessary to replace all of its reserve components immediately; it has the proportionately appropriate reserve funds for the reserve components it maintains, based on each component's current replacement cost, age and useful life.

Percentage of Replacement

The percentage of the reserve component that is expected to be replaced.

For most reserve components, this percentage should be 100%. In some cases, this percentage may be more or less than 100%. For example, fencing which is shared with a neighboring community may be set at 50%.

Phasing

Indicates the number of phases for which the reserve analysis was prepared and the total number of phases expected at build-out (i.e. Phase 4 of 7). In phased developments, the first number represents the number of phases, and corresponding common area components, that existed as of a certain point in time. The second number represents the number of phases that are expected to exist at build-out.

Placed-In-Service Date

The date (month and year) that the reserve component was originally put into service or last replaced.

Remaining Life

The length of time, in years, until a reserve component is scheduled to be replaced.

Remaining Life Adjustment

The length of time, in years, that a reserve component is expected to last in excess (or deficiency) of its useful life for the current cycle of replacement.

If the current cycle of replacement for a reserve component is expected to be greater than or less than the "normal" life expectancy, the reserve component's life should be adjusted using a remaining life adjustment.

For example, if wood trim is painted normally on a 4 year cycle, the useful life should be 4 years. However, when it comes time to paint the wood trim and it is determined that it can be deferred for an additional year, the useful life should remain at 4 years and a remaining life adjustment of +1 year should be used.

Replacement Year

The fiscal year that a reserve component is scheduled to be replaced.

Reserve Components

Line items included in the reserve analysis.

Taxes on Investments Parameter

The rate used to offset the investment rate parameter in the calculation of the interest contribution. This parameter represents the marginal tax rate the association expects to pay on interest earned by the reserve funds and member contributions.

Preface

Total Contribution

The sum of the membership contribution and interest contribution.

Useful Life

The length of time, in years, that a reserve component is expected to last each time it is replaced. See also “remaining life adjustment.”

◆ ◆ ◆ ◆ LIMITATIONS OF RESERVE ANALYSIS ◆ ◆ ◆ ◆

This reserve analysis is intended as a tool for the association’s Board of Directors to be used in evaluating the association’s current physical and financial condition with regard to reserve components. The results of this reserve analysis represent the independent opinion of the preparer. There is no implied warranty or guarantee of this work product.

For the purposes of this reserve analysis, it has been assumed that all components have been installed properly, no construction defects exist and all components are operational. Additionally, it has been assumed that all components will be maintained properly in the future.

The representations set forth in this reserve analysis are based on the best information and estimates of the preparer as of the date of this analysis. These estimates are subject to change. This reserve analysis includes estimates of replacement costs and life expectancies as well as assumptions regarding future events. Some estimates are projections of future events based on information currently available and are not necessarily indicative of the actual future outcome. The longer the time period between the estimate and the estimated event, the more likely the possibility of error and/or discrepancy. For example, some assumptions inevitably will not materialize and unanticipated events and circumstances may occur subsequent to the preparation of this reserve analysis. Therefore, the actual replacement costs and remaining lives may vary from this reserve analysis and the variation may be significant. Additionally, inflation and other economic events may impact this reserve analysis, particularly over an extended period of time and those events could have a significant and negative impact on the accuracy of this reserve analysis and, further, the funds available to meet the association’s obligation for repair, replacement or other maintenance of major components during their estimated useful life. Furthermore, the occurrence of vandalism, severe weather conditions, earthquakes, floods, acts of nature or other unforeseen events cannot be predicted and/or accounted for and are excluded when assessing life expectancy, repair and/or replacement costs of the components.

Whisper Mountain

Executive Summary

Directed Cash Flow Calculation Method

Client Information:

| | |
|-----------------|------------------------|
| Account Number | 5289 |
| Version Number | 001 (revised) |
| Analysis Date | 03/05/2020 |
| Fiscal Year | 1/1/2020 to 12/31/2020 |
| Number of Units | 60 |
| Phasing | 1 of 1 |

Global Parameters:

| | |
|------------------------------|--------|
| Inflation Rate | 2.55 % |
| Annual Contribution Increase | 0.00 % |
| Investment Rate | 1.37 % |
| Taxes on Investments | 0.00 % |
| Contingency | 0.00 % |

Community Profile:

Unless otherwise indicated in this report, we have used 2006 as the basis for aging the original components examined in this analysis.

The January 1, 2020 reserve balance is \$213,911.38.

The client's 2020 budgeted reserve contribution is \$29,400 (\$2,450/month).

REPORTS: 2019.

Adequacy of Reserves as of January 1, 2020:

| | |
|------------------------------|---------------------|
| Anticipated Reserve Balance | \$213,911.38 |
| Fully Funded Reserve Balance | \$179,268.17 |
| Percent Funded | 119.32% |

| Budgeted | Funding for the 2020 Fiscal Year: | Annual | Monthly | Per Unit Per Month |
|-----------------------|-----------------------------------|-----------------|-------------------|-----------------------|
| Member Contribution | | \$29,400 | \$2,450.00 | \$40.83 |
| Interest Contribution | | \$2,945 | \$245.40 | \$4.09 |
| Total Contribution | | \$32,345 | \$2,695.40 | \$44.92 |

Whisper Mountain

Distribution of Current Reserve Funds

Sorted by Remaining Life

| | Remaining Life | Fully Funded Balance | Assigned Reserves |
|---|-------------------|----------------------------|----------------------|
| Paint: Walls, Gates, Railings | 0 | \$10,000.00 | \$10,000.00 |
| Security: Gate Operator (Entry Gate #1) | 0 | \$3,750.00 | \$3,750.00 |
| Grounds: Granite Replenishment | 1 | \$6,000.00 | \$7,500.00 |
| Grounds: Storm Sewer System/Retention Basin | 1 | \$1,400.00 | \$1,500.00 |
| Streets: Asphalt Crack Fill | 1 | \$2,916.67 | \$3,500.00 |
| Streets: Asphalt Seal Coat | 1 | \$12,500.00 | \$15,000.00 |
| Security: Surveillance System Components | 4 | \$1,500.00 | \$3,000.00 |
| Grounds: Irrigation System Replacement | 6 | \$10,500.00 | \$15,000.00 |
| Grounds: Mailboxes (Pedestal Sets) | 6 | \$4,445.00 | \$6,350.00 |
| Security: Gate Operator (Entry Gate #2) | 6 | \$2,083.33 | \$3,750.00 |
| Grounds: Irrigation Controller (Entrance) | 7 | \$37.50 | \$125.00 |
| Grounds: Irrigation Controller (Lot 13) | 7 | \$37.50 | \$125.00 |
| Grounds: Irrigation Controller (Lot 28) | 7 | \$180.00 | \$600.00 |
| Security: Access Phone | 9 | \$1,125.00 | \$4,500.00 |
| Security: Gate Operators (Exit Side) | 9 | \$2,500.00 | \$7,500.00 |
| Walls: Stucco (Repairs) | 11 | \$4,725.00 | \$8,437.50 |
| Streets: Asphalt Grind & Overlay | 15 | \$108,678.43 | \$116,384.14 |
| Gates/Fencing: Metal (Entrance/Exit) | 25 | \$4,666.67 | \$4,666.67 |
| Lighting: Bollard Fixtures | 25 | \$1,723.08 | \$1,723.08 |
| Gates: Metal (Emergency Exit) | 45 | \$500.00 | \$500.00 |
| Fencing: Steel Split Rail (Unfunded) | n.a. | \$0.00 | \$0.00 |
| Grounds: Concrete Components (Unfunded) | n.a. | \$0.00 | \$0.00 |
| Grounds: Monument Sign Letters (Unfunded) | n.a. | \$0.00 | \$0.00 |
| Grounds: Tree Trimming (Unfunded) | n.a. | \$0.00 | \$0.00 |
| Lighting: Monument Spot Fixtures (Unfunded) | n.a. | \$0.00 | \$0.00 |
| Contingency | n.a. | \$0.00 | \$0.00 |
| Total | 0-45 | \$179,268.17 | \$213,911.38 |
| Percent Funded | | | 119.32% |

Whisper Mountain

Projections

Directed Cash Flow Calculation Method

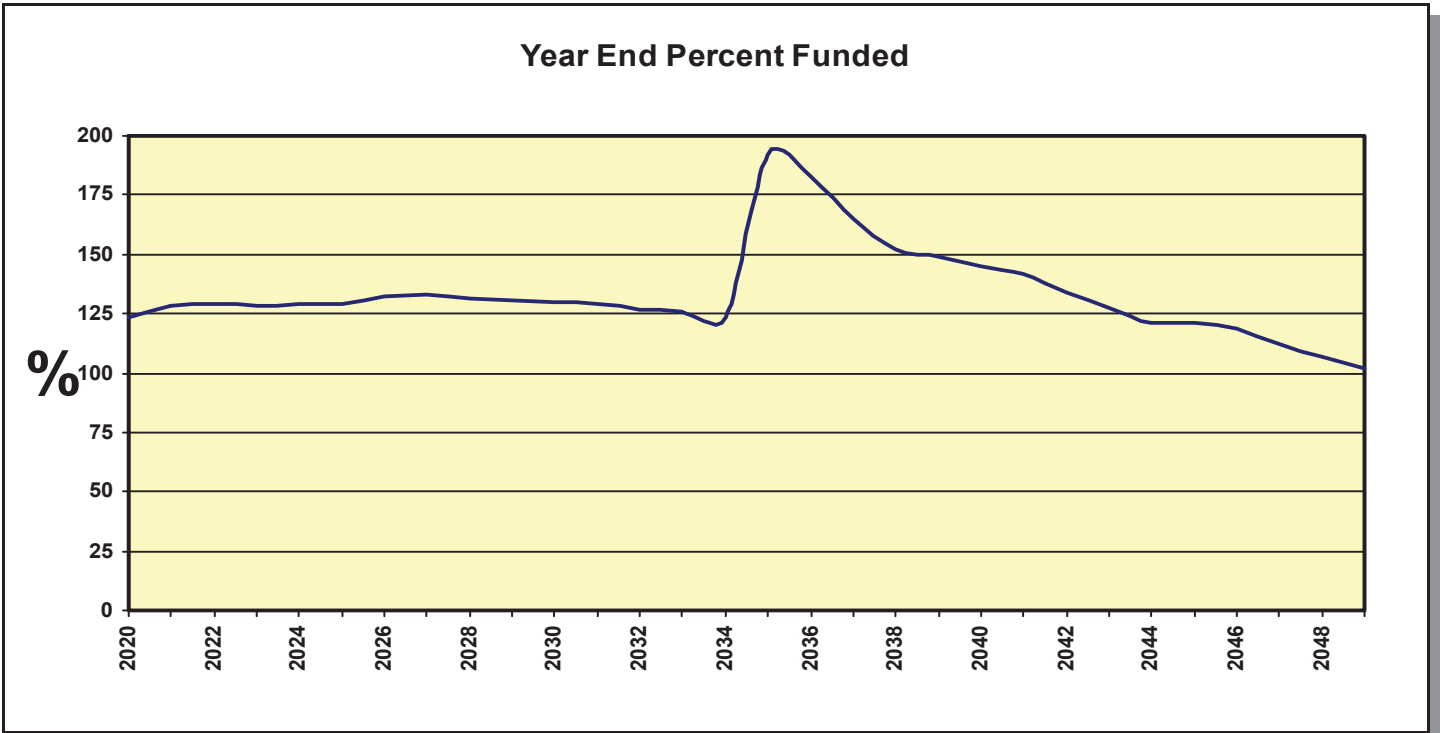
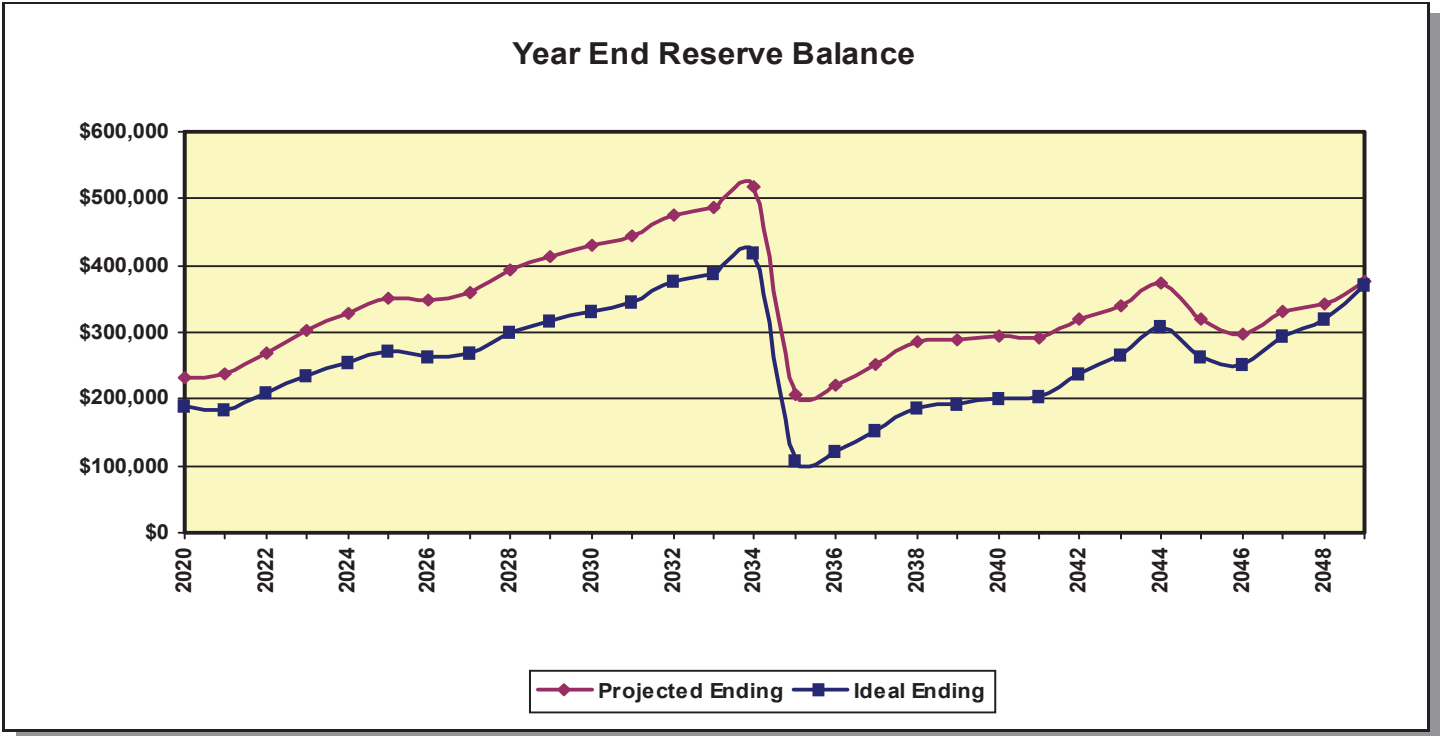
| Fiscal Year | Beginning Balance | Member Contribution | Interest Contribution | Expenditures | Ending Balance | Fully Funded Ending Balance | Percent Funded |
|-------------|-------------------|---------------------|-----------------------|--------------|----------------|-----------------------------|----------------|
| 2020 | \$213,911 | \$29,400 | \$2,945 | \$13,750 | \$232,506 | \$188,550 | 123% |
| 2021 | \$232,506 | \$29,400 | \$3,002 | \$28,201 | \$236,707 | \$184,343 | 128% |
| 2022 | \$236,707 | \$29,400 | \$3,449 | \$0 | \$269,556 | \$209,455 | 129% |
| 2023 | \$269,556 | \$29,400 | \$3,901 | \$0 | \$302,857 | \$235,729 | 128% |
| 2024 | \$302,857 | \$29,400 | \$4,261 | \$7,189 | \$329,330 | \$255,835 | 129% |
| 2025 | \$329,330 | \$29,400 | \$4,569 | \$11,342 | \$351,957 | \$272,741 | 129% |
| 2026 | \$351,957 | \$29,400 | \$4,515 | \$37,917 | \$347,955 | \$263,376 | 132% |
| 2027 | \$347,955 | \$29,400 | \$4,664 | \$23,080 | \$358,940 | \$269,563 | 133% |
| 2028 | \$358,940 | \$29,400 | \$5,134 | \$0 | \$393,473 | \$300,165 | 131% |
| 2029 | \$393,473 | \$29,400 | \$5,402 | \$15,052 | \$413,223 | \$316,692 | 130% |
| 2030 | \$413,223 | \$29,400 | \$5,643 | \$17,366 | \$430,901 | \$331,887 | 130% |
| 2031 | \$430,901 | \$29,400 | \$5,836 | \$21,024 | \$445,113 | \$345,039 | 129% |
| 2032 | \$445,113 | \$29,400 | \$6,266 | \$4,058 | \$476,720 | \$376,594 | 127% |
| 2033 | \$476,720 | \$29,400 | \$6,404 | \$25,665 | \$486,859 | \$387,482 | 126% |
| 2034 | \$486,859 | \$29,400 | \$6,824 | \$5,335 | \$517,748 | \$420,200 | 123% |
| 2035 | \$517,748 | \$29,400 | \$2,594 | \$343,023 | \$206,719 | \$107,788 | 192% |
| 2036 | \$206,719 | \$29,400 | \$2,777 | \$18,702 | \$220,195 | \$120,732 | 182% |
| 2037 | \$220,195 | \$29,400 | \$3,203 | \$1,304 | \$251,493 | \$152,595 | 165% |
| 2038 | \$251,493 | \$29,400 | \$3,652 | \$0 | \$284,546 | \$187,377 | 152% |
| 2039 | \$284,546 | \$29,400 | \$3,697 | \$29,850 | \$287,792 | \$193,222 | 149% |
| 2040 | \$287,792 | \$29,400 | \$3,771 | \$27,716 | \$293,247 | \$202,213 | 145% |
| 2041 | \$293,247 | \$29,400 | \$3,750 | \$34,680 | \$291,717 | \$205,120 | 142% |
| 2042 | \$291,717 | \$29,400 | \$4,123 | \$6,090 | \$319,150 | \$238,269 | 134% |
| 2043 | \$319,150 | \$29,400 | \$4,401 | \$13,384 | \$339,567 | \$265,654 | 128% |
| 2044 | \$339,567 | \$29,400 | \$4,867 | \$0 | \$373,833 | \$308,357 | 121% |
| 2045 | \$373,833 | \$29,400 | \$4,141 | \$86,891 | \$320,484 | \$263,937 | 121% |
| 2046 | \$320,484 | \$29,400 | \$3,838 | \$55,523 | \$298,199 | \$251,491 | 119% |
| 2047 | \$298,199 | \$29,400 | \$4,273 | \$1,678 | \$330,195 | \$294,908 | 112% |
| 2048 | \$330,195 | \$29,400 | \$4,451 | \$20,745 | \$343,301 | \$320,866 | 107% |
| 2049 | \$343,301 | \$29,400 | \$4,918 | \$0 | \$377,619 | \$369,773 | 102% |

The Member Contribution column above reflects the client's 2020 budgeted reserve contribution of \$29,400 (\$2,450/month). Going forward, we recommend holding the reserve contribution at \$29,400 for the foreseeable future.

Whisper Mountain

Projection Charts

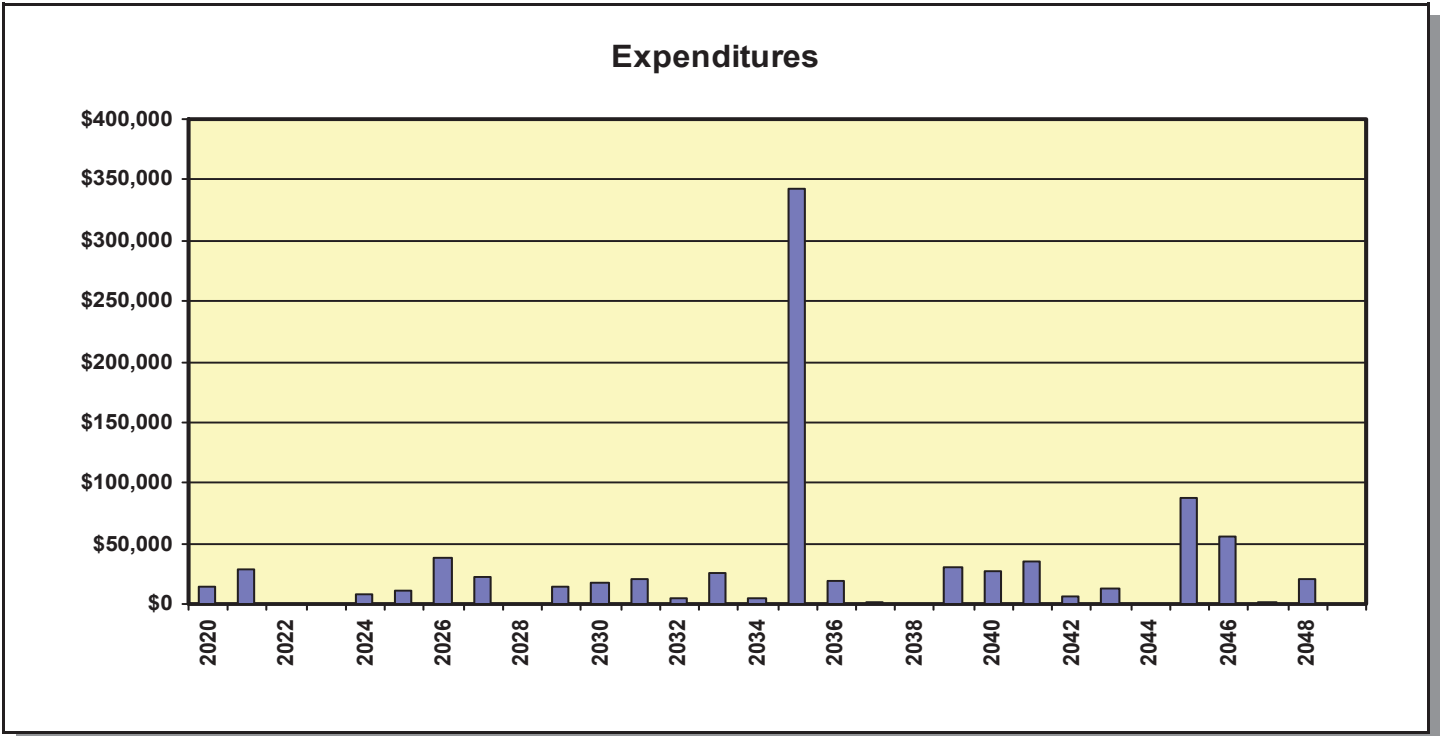
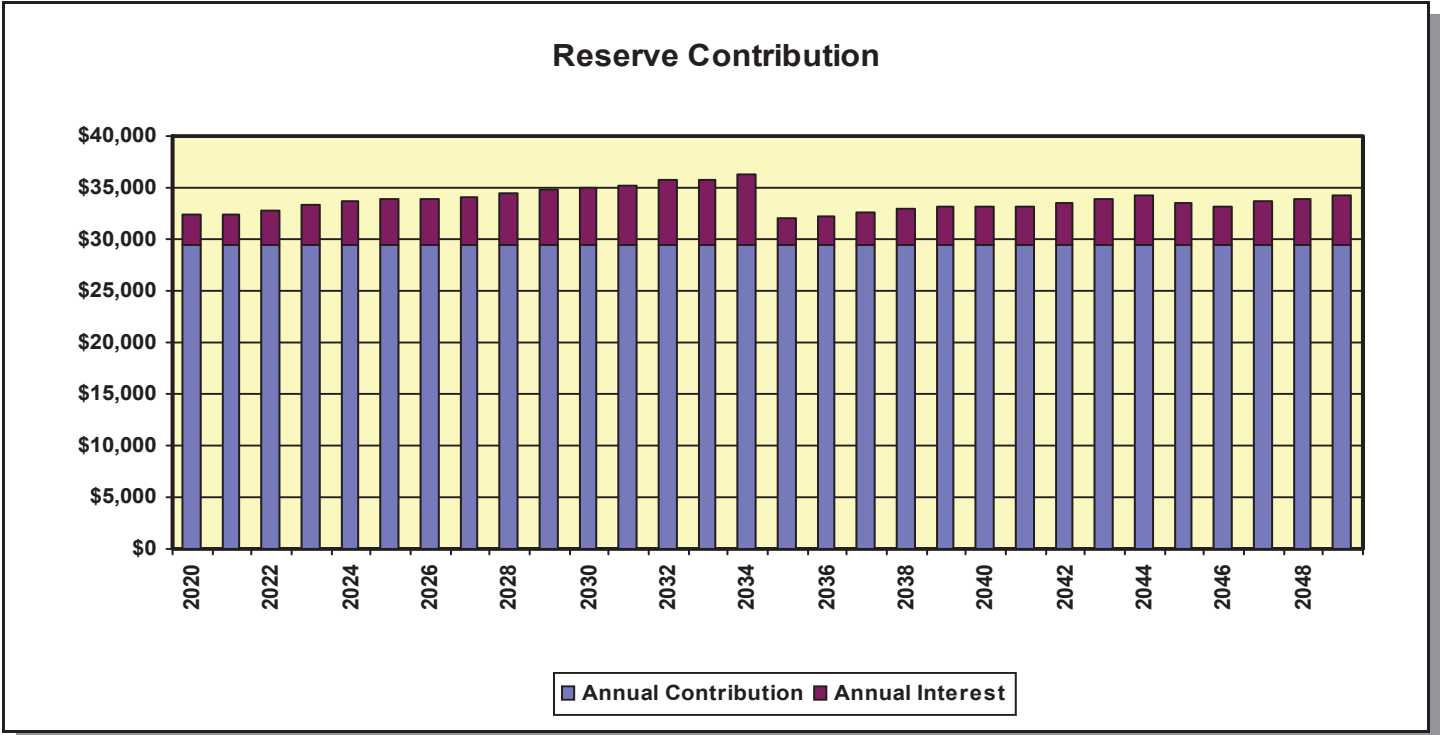
Directed Cash Flow Calculation Method



Whisper Mountain

Projection Charts

Directed Cash Flow Calculation Method



Whisper Mountain

Annual Expenditure Detail

Sorted by Description

2020 Fiscal Year

| | |
|---|-------------|
| Paint: Walls, Gates, Railings | \$10,000.00 |
| Security: Gate Operator (Entry Gate #1) | \$3,750.00 |

| | |
|------------------|--------------------|
| Sub Total | \$13,750.00 |
|------------------|--------------------|

2021 Fiscal Year

| | |
|---|-------------|
| Grounds: Granite Replenishment | \$7,691.25 |
| Grounds: Storm Sewer System/Retention Basin | \$1,538.25 |
| Streets: Asphalt Crack Fill | \$3,589.25 |
| Streets: Asphalt Seal Coat | \$15,382.50 |

| | |
|------------------|--------------------|
| Sub Total | \$28,201.25 |
|------------------|--------------------|

2024 Fiscal Year

| | |
|--|------------|
| Security: Surveillance System Components | \$3,317.90 |
| Streets: Asphalt Crack Fill | \$3,870.89 |

| | |
|------------------|-------------------|
| Sub Total | \$7,188.79 |
|------------------|-------------------|

2025 Fiscal Year

| | |
|-------------------------------|-------------|
| Paint: Walls, Gates, Railings | \$11,341.70 |
|-------------------------------|-------------|

| | |
|------------------|--------------------|
| Sub Total | \$11,341.70 |
|------------------|--------------------|

2026 Fiscal Year

| | |
|---|-------------|
| Grounds: Granite Replenishment | \$8,723.19 |
| Grounds: Irrigation System Replacement | \$17,446.38 |
| Grounds: Mailboxes (Pedestal Sets) | \$7,385.63 |
| Security: Gate Operator (Entry Gate #2) | \$4,361.59 |

| | |
|------------------|--------------------|
| Sub Total | \$37,916.79 |
|------------------|--------------------|

2027 Fiscal Year

| | |
|---|-------------|
| Grounds: Irrigation Controller (Entrance) | \$149.09 |
| Grounds: Irrigation Controller (Lot 13) | \$149.09 |
| Grounds: Irrigation Controller (Lot 28) | \$715.65 |
| Streets: Asphalt Crack Fill | \$4,174.63 |
| Streets: Asphalt Seal Coat | \$17,891.26 |

| | |
|------------------|--------------------|
| Sub Total | \$23,079.72 |
|------------------|--------------------|

2029 Fiscal Year

| | |
|--------------------------------------|------------|
| Security: Access Phone | \$5,644.60 |
| Security: Gate Operators (Exit Side) | \$9,407.67 |

| | |
|------------------|--------------------|
| Sub Total | \$15,052.28 |
|------------------|--------------------|

Whisper Mountain

Annual Expenditure Detail

Sorted by Description

| | | |
|---|---------------------|--|
| 2030 Fiscal Year | | |
| Paint: Walls, Gates, Railings | \$12,863.43 | |
| Streets: Asphalt Crack Fill | \$4,502.20 | |
| Sub Total | \$17,365.62 | |
| 2031 Fiscal Year | | |
| Grounds: Granite Replenishment | \$9,893.58 | |
| Walls: Stucco (Repairs) | \$11,130.28 | |
| Sub Total | \$21,023.86 | |
| 2032 Fiscal Year | | |
| Security: Surveillance System Components | \$4,058.35 | |
| Sub Total | \$4,058.35 | |
| 2033 Fiscal Year | | |
| Streets: Asphalt Crack Fill | \$4,855.47 | |
| Streets: Asphalt Seal Coat | \$20,809.18 | |
| Sub Total | \$25,664.65 | |
| 2034 Fiscal Year | | |
| Security: Gate Operator (Entry Gate #1) | \$5,334.95 | |
| Sub Total | \$5,334.95 | |
| 2035 Fiscal Year | | |
| Paint: Walls, Gates, Railings | \$14,589.32 | |
| Streets: Asphalt Grind & Overlay | \$328,434.13 | |
| Sub Total | \$343,023.45 | |
| 2036 Fiscal Year | | |
| Grounds: Granite Replenishment | \$11,221.01 | |
| Grounds: Storm Sewer System/Retention Basin | \$2,244.20 | |
| Streets: Asphalt Crack Fill | \$5,236.47 | |
| Sub Total | \$18,701.68 | |
| 2037 Fiscal Year | | |
| Grounds: Irrigation Controller (Entrance) | \$191.79 | |
| Grounds: Irrigation Controller (Lot 13) | \$191.79 | |
| Grounds: Irrigation Controller (Lot 28) | \$920.57 | |
| Sub Total | \$1,304.14 | |
| 2039 Fiscal Year | | |
| Streets: Asphalt Crack Fill | \$5,647.36 | |

Whisper Mountain

Annual Expenditure Detail

Sorted by Description

| | |
|---|--------------------|
| Streets: Asphalt Seal Coat | \$24,202.98 |
| Sub Total | \$29,850.35 |
| | |
| 2040 Fiscal Year | |
| Paint: Walls, Gates, Railings | \$16,546.77 |
| Security: Gate Operator (Entry Gate #2) | \$6,205.04 |
| Security: Surveillance System Components | \$4,964.03 |
| Sub Total | \$27,715.84 |
| | |
| 2041 Fiscal Year | |
| Grounds: Granite Replenishment | \$12,726.54 |
| Security: Access Phone | \$7,635.92 |
| Walls: Stucco (Repairs) | \$14,317.35 |
| Sub Total | \$34,679.81 |
| | |
| 2042 Fiscal Year | |
| Streets: Asphalt Crack Fill | \$6,090.50 |
| Sub Total | \$6,090.50 |
| | |
| 2043 Fiscal Year | |
| Security: Gate Operators (Exit Side) | \$13,383.87 |
| Sub Total | \$13,383.87 |
| | |
| 2045 Fiscal Year | |
| Gates/Fencing: Metal (Entrance/Exit) | \$24,396.92 |
| Lighting: Bollard Fixtures | \$9,008.09 |
| Paint: Walls, Gates, Railings | \$18,766.86 |
| Streets: Asphalt Crack Fill | \$6,568.40 |
| Streets: Asphalt Seal Coat | \$28,150.29 |
| Sub Total | \$86,890.56 |
| | |
| 2046 Fiscal Year | |
| Grounds: Granite Replenishment | \$14,434.06 |
| Grounds: Irrigation System Replacement | \$28,868.12 |
| Grounds: Mailboxes (Pedestal Sets) | \$12,220.84 |
| Sub Total | \$55,523.02 |
| | |
| 2047 Fiscal Year | |
| Grounds: Irrigation Controller (Entrance) | \$246.70 |
| Grounds: Irrigation Controller (Lot 13) | \$246.70 |
| Grounds: Irrigation Controller (Lot 28) | \$1,184.17 |

Whisper Mountain
Annual Expenditure Detail
Sorted by Description

| | |
|--|-------------------------|
| Sub Total | <hr/> \$1,677.57 |
| 2048 Fiscal Year | |
| Security: Gate Operator (Entry Gate #1) | \$7,589.79 |
| Security: Surveillance System Components | \$6,071.83 |
| Streets: Asphalt Crack Fill | <hr/> \$7,083.81 |
| Sub Total | \$20,745.43 |

Whisper Mountain

Component Detail

Directed Cash Flow Calculation Method; Sorted by Category

| |
|---|
| Streets: Asphalt Grind & Overlay |
|---|

| | | | |
|-------------------|-------------|-------------------------------|-----------------|
| Category | 010 Streets | Quantity | 155,900 sq. ft. |
| | | Unit Cost | \$1.444 |
| | | % of Replacement | 100.00% |
| | | Current Cost | \$225,119.60 |
| | | Future Cost | \$328,434.13 |
| Placed In Service | 01/06 | Assigned Reserves at FYB | \$116,384.14 |
| Useful Life | 30 | Monthly Member Contribution | \$1,741.32 |
| Adjustment | -1 | Monthly Interest Contribution | \$143.78 |
| Remaining Life | 15 | Total Monthly Contribution | \$1,885.10 |
| Replacement Year | 2035 | | |

Comments:



The client has advised us to budget to "Grind & Overlay" the community asphalt in 15 years, and then on a 30 year cycle, using a current cost of \$225,000.

Whisper Mountain

Component Detail

Directed Cash Flow Calculation Method; Sorted by Category

Streets: Asphalt Crack Fill

| | | | |
|-------------------|-------------|-------------------------------|------------|
| Category | 010 Streets | Quantity | 1 total |
| | | Unit Cost | \$3,500.00 |
| | | % of Replacement | 100.00% |
| | | Current Cost | \$3,500.00 |
| | | Future Cost | \$3,589.25 |
| Placed In Service | 01/15 | Assigned Reserves at FYB | \$3,500.00 |
| Useful Life | 3 | Monthly Member Contribution | \$6.36 |
| Adjustment | +3 | Monthly Interest Contribution | \$4.16 |
| Remaining Life | 1 | Total Monthly Contribution | \$10.53 |
| Replacement Year | 2021 | | |

Comments:



As directed by the client, this component budgets \$3,500 for crack filling every three years.

Whisper Mountain

Component Detail

Directed Cash Flow Calculation Method; Sorted by Category

Streets: Asphalt Seal Coat

| | | | |
|-------------------|-------------|-------------------------------|-------------|
| Category | 010 Streets | Quantity | 1 total |
| | | Unit Cost | \$15,000.00 |
| | | % of Replacement | 100.00% |
| | | Current Cost | \$15,000.00 |
| Placed In Service | 01/15 | Future Cost | \$15,382.50 |
| Useful Life | 6 | | |
| | | Assigned Reserves at FYB | \$15,000.00 |
| Remaining Life | 1 | Monthly Member Contribution | \$27.27 |
| Replacement Year | 2021 | Monthly Interest Contribution | \$17.84 |
| | | Total Monthly Contribution | \$45.12 |

Comments:



As directed by the client, this component budgets \$15,000 to seal coat every six years.

Whisper Mountain

Component Detail

Directed Cash Flow Calculation Method; Sorted by Category

Paint: Walls, Gates, Railings

| | | | |
|-------------------|--------------|-------------------------------|--------------|
| Category | 030 Painting | Quantity | 1 total |
| | | Unit Cost | \$10,000.000 |
| | | % of Replacement | 100.00% |
| | | Current Cost | \$10,000.00 |
| | | Future Cost | \$11,341.70 |
| Placed In Service | 01/15 | Assigned Reserves at FYB | \$10,000.00 |
| Useful Life | 5 | Monthly Member Contribution | \$342.54 |
| Remaining Life | 0 | Monthly Interest Contribution | \$1.18 |
| Replacement Year | 2020 | Total Monthly Contribution | \$343.72 |

Comments:



The following components appear to have been repainted about four years ago (no information was provided by the client). We are budgeting to repaint these components every five (5) years:

- stucco walls facing common areas (+/- 13,500 sq. ft.)
- metal fencing & gates at the community entrance/exit area
- metal gates (2) at the emergency exit area next to Lot 6
- steel split rail fencing scattered throughout the property (170 LF)

During our site inspection we spoke briefly with one of the board members (Gary Rosenbeck). Gary advised us that certain areas of wrought iron fencing at lots were repainted about four years ago, but that there was no rhyme or reason as to which areas were selected for repaint. Gary also advised us that the Association has been considering amending the CC&Rs to make the wrought iron fencing at lots the complete responsibility of each lot owner to maintain. Gary requested that we complete this reserve study under the assumption that this amendment will eventually be passed.

Should the amendment not pass, the client will need to identify the specific locations of the wrought iron at lots that is to be maintained by the Association. Then, this report can be revised, or updated, to include the repainting & replacement of this wrought iron fencing.

Whisper Mountain

Component Detail

Directed Cash Flow Calculation Method; Sorted by Category

Fencing: Steel Split Rail (Unfunded)

| | | | |
|-------------------|-------------------|-------------------------------|-----------|
| Category | 040 Fencing/Walls | Quantity | 1 comment |
| | | Unit Cost | \$0.000 |
| | | % of Replacement | 0.00% |
| | | Current Cost | \$0.00 |
| Placed In Service | 01/06 | Future Cost | \$0.00 |
| Useful Life | n.a. | | |
| | | Assigned Reserves at FYB | \$0.00 |
| Remaining Life | n.a. | Monthly Member Contribution | \$0.00 |
| Replacement Year | n.a. | Monthly Interest Contribution | \$0.00 |
| | | Total Monthly Contribution | \$0.00 |

Comments:



We are not budgeting to replace the steel split rail fencing because it has an indefinite life. Repairs should be handled on an “as needed” basis using operating funds.

Whisper Mountain

Component Detail

Directed Cash Flow Calculation Method; Sorted by Category

Gates/Fencing: Metal (Entrance/Exit)

| | | | |
|-------------------|-------------------|-------------------------------|--------------|
| Category | 040 Fencing/Walls | Quantity | 1 total |
| | | Unit Cost | \$13,000.000 |
| | | % of Replacement | 100.00% |
| | | Current Cost | \$13,000.00 |
| | | Future Cost | \$24,396.92 |
| Placed In Service | 01/06 | Assigned Reserves at FYB | \$4,666.67 |
| Useful Life | 40 | Monthly Member Contribution | \$93.46 |
| Adjustment | -1 | Monthly Interest Contribution | \$5.85 |
| Remaining Life | 25 | Total Monthly Contribution | \$99.31 |
| Replacement Year | 2045 | | |

Comments:



This component includes a provision to replace the following metal components at the community entrance/exit area:

- 13 - LF of 5'3" fencing
- 21 - LF of 5'9" fencing
- 1 - 5'6" x 4'1" pedestrian gate
- 2 - 5'3" x 10'8" vehicle gates
- 2 - 5'3" x 10'10" vehicle gates

The client has advised us to budget to replace these components in 25 years, and then use a 40 year useful life cycle going forward.

Whisper Mountain

Component Detail

Directed Cash Flow Calculation Method; Sorted by Category

| |
|--------------------------------------|
| Gates: Metal (Emergency Exit) |
|--------------------------------------|

| | | | |
|-------------------|-------------------|-------------------------------|-------------|
| Category | 040 Fencing/Walls | Quantity | 1 total |
| | | Unit Cost | \$5,000.00 |
| | | % of Replacement | 100.00% |
| | | Current Cost | \$5,000.00 |
| | | Future Cost | \$15,526.55 |
| Placed In Service | 01/15 | Assigned Reserves at FYB | \$500.00 |
| Useful Life | 50 | Monthly Member Contribution | \$36.68 |
| Remaining Life | 45 | Monthly Interest Contribution | \$0.72 |
| Replacement Year | 2065 | Total Monthly Contribution | \$37.40 |

Comments:



This component includes a provision to replace the following metal gates at the emergency exit area next to Lot 6:

2 - 5'3" x 11'7" vehicle gates

The client has advised us that these gates were installed five years ago, and that we should use a 50 year useful life for this component.

Whisper Mountain

Component Detail

Directed Cash Flow Calculation Method; Sorted by Category

Walls: Stucco (Repairs)

| | | | |
|-------------------|-------------------|-------------------------------|----------------|
| Category | 040 Fencing/Walls | Quantity | 13,500 sq. ft. |
| | | Unit Cost | \$25.000 |
| | | % of Replacement | 2.50% |
| | | Current Cost | \$8,437.50 |
| | | Future Cost | \$11,130.28 |
| Placed In Service | 01/06 | Assigned Reserves at FYB | \$8,437.50 |
| Useful Life | 10 | Monthly Member Contribution | \$17.40 |
| Adjustment | +15 | Monthly Interest Contribution | \$10.04 |
| Remaining Life | 11 | Total Monthly Contribution | \$27.44 |
| Replacement Year | 2031 | | |

Comments:



This component will accumulate funds for 25 years, and then on a continuous 10 year cycle, for the major repair/replacement of a percentage of the common area facing stucco walls. The accumulated funds should be used "as needed", and the percentage budgeted for repair/replacement should be adjusted over time as conditions dictate.

Whisper Mountain

Component Detail

Directed Cash Flow Calculation Method; Sorted by Category

Lighting: Bollard Fixtures

| | | | |
|-------------------|--------------|-------------------------------|-------------|
| Category | 050 Lighting | Quantity | 12 bollards |
| | | Unit Cost | \$400.000 |
| | | % of Replacement | 100.00% |
| | | Current Cost | \$4,800.00 |
| | | Future Cost | \$9,008.09 |
| Placed In Service | 01/06 | Assigned Reserves at FYB | \$1,723.08 |
| Useful Life | 40 | Monthly Member Contribution | \$34.51 |
| Adjustment | -1 | Monthly Interest Contribution | \$2.16 |
| Remaining Life | 25 | Total Monthly Contribution | \$36.67 |
| Replacement Year | 2045 | | |

Comments:



This component budgets to replace the 2'6" metal bollard light fixtures located along the community streets.

The client has advised us to budget to replace the bollards in 25 years, and then use a 40 year useful life cycle going forward.

Whisper Mountain

Component Detail

Directed Cash Flow Calculation Method; Sorted by Category

Lighting: Monument Spot Fixtures (Unfunded)

| | | | |
|-------------------|--------------|-------------------------------|-----------|
| Category | 050 Lighting | Quantity | 1 comment |
| | | Unit Cost | \$0.000 |
| | | % of Replacement | 0.00% |
| | | Current Cost | \$0.00 |
| Placed In Service | 01/06 | Future Cost | \$0.00 |
| Useful Life | n.a. | | |
| | | Assigned Reserves at FYB | \$0.00 |
| Remaining Life | n.a. | Monthly Member Contribution | \$0.00 |
| Replacement Year | n.a. | Monthly Interest Contribution | \$0.00 |
| | | Total Monthly Contribution | \$0.00 |

Comments:



We are not budgeting to replace the ground level monument spot light fixtures. Individual light fixtures are most often replaced as needed using operating funds due to frequent damage by pedestrians, landscape personnel, and/or weather conditions. Should complete replacement of the lighting system be required, expert evaluation will be necessary to provide replacement cost information.

Whisper Mountain

Component Detail

Directed Cash Flow Calculation Method; Sorted by Category

Security: Access Phone

| | | | |
|-------------------|---------------------|-------------------------------|----------------|
| Category | 080 Access/Security | Quantity | 1 access phone |
| | | Unit Cost | \$4,500.00 |
| | | % of Replacement | 100.00% |
| | | Current Cost | \$4,500.00 |
| | | Future Cost | \$5,644.60 |
| Placed In Service | 01/17 | Assigned Reserves at FYB | \$4,500.00 |
| Useful Life | 12 | Monthly Member Contribution | \$9.05 |
| Remaining Life | 9 | Monthly Interest Contribution | \$5.36 |
| Replacement Year | 2029 | Total Monthly Contribution | \$14.41 |

Comments:



This is a Linear entry access phone. We have estimated that this access phone was installed about three years ago.

Whisper Mountain

Component Detail

Directed Cash Flow Calculation Method; Sorted by Category

| |
|--|
| Security: Gate Operator (Entry Gate #1) |
|--|

| | | | |
|-------------------|---------------------|-------------------------------|-----------------|
| Category | 080 Access/Security | Quantity | 1 gate operator |
| | | Unit Cost | \$3,750.00 |
| | | % of Replacement | 100.00% |
| | | Current Cost | \$3,750.00 |
| Placed In Service | 01/06 | Future Cost | \$5,334.95 |
| Useful Life | 14 | | |
| | | Assigned Reserves at FYB | \$3,750.00 |
| Remaining Life | 0 | Monthly Member Contribution | \$54.03 |
| Replacement Year | 2020 | Monthly Interest Contribution | \$0.19 |
| | | Total Monthly Contribution | \$54.22 |

Comments:



This is an original Viking, model #F-1, swing gate operator for one of the entry gates.

Whisper Mountain

Component Detail

Directed Cash Flow Calculation Method; Sorted by Category

Security: Gate Operator (Entry Gate #2)

| | | | |
|-------------------|---------------------|-------------------------------|-----------------|
| Category | 080 Access/Security | Quantity | 1 gate operator |
| | | Unit Cost | \$3,750.00 |
| | | % of Replacement | 100.00% |
| | | Current Cost | \$3,750.00 |
| Placed In Service | 07/12 | Future Cost | \$4,361.59 |
| Useful Life | 14 | | |
| | | Assigned Reserves at FYB | \$3,750.00 |
| Remaining Life | 6 | Monthly Member Contribution | \$7.26 |
| Replacement Year | 2026 | Monthly Interest Contribution | \$4.46 |
| | | Total Monthly Contribution | \$11.72 |

Comments:



This is a Viking, model #F-1, swing gate operator for one of the entry gates (manufactured 4/24/2012).

Whisper Mountain

Component Detail

Directed Cash Flow Calculation Method; Sorted by Category

| |
|---|
| Security: Gate Operators (Exit Side) |
|---|

| | | | |
|-------------------|---------------------|-------------------------------|------------------|
| Category | 080 Access/Security | Quantity | 2 gate operators |
| | | Unit Cost | \$3,750.00 |
| | | % of Replacement | 100.00% |
| | | Current Cost | \$7,500.00 |
| Placed In Service | 07/15 | Future Cost | \$9,407.67 |
| Useful Life | 14 | | |
| | | Assigned Reserves at FYB | \$7,500.00 |
| Remaining Life | 9 | Monthly Member Contribution | \$15.08 |
| Replacement Year | 2029 | Monthly Interest Contribution | \$8.93 |
| | | Total Monthly Contribution | \$24.01 |

Comments:



These are Apollo Nice swing gate operators for the exit gates (manufactured in mid-2015).

Whisper Mountain

Component Detail

Directed Cash Flow Calculation Method; Sorted by Category

| |
|---|
| Security: Surveillance System Components |
|---|

| | | | |
|-------------------|---------------------|-------------------------------|------------|
| Category | 080 Access/Security | Quantity | 1 total |
| | | Unit Cost | \$3,000.00 |
| | | % of Replacement | 100.00% |
| | | Current Cost | \$3,000.00 |
| Placed In Service | 01/16 | Future Cost | \$3,317.90 |
| Useful Life | 8 | | |
| | | Assigned Reserves at FYB | \$3,000.00 |
| Remaining Life | 4 | Monthly Member Contribution | \$5.66 |
| Replacement Year | 2024 | Monthly Interest Contribution | \$3.57 |
| | | Total Monthly Contribution | \$9.24 |

Comments:



There are three security/surveillance cameras at the community entrance area, and we have assumed that there is a recording device somewhere. This system was installed in late 2015/early 2016. The client has advised us to budget \$3,000, every eight (8) years for the replacement of the surveillance system components.

Whisper Mountain

Component Detail

Directed Cash Flow Calculation Method; Sorted by Category

| |
|--|
| Grounds: Concrete Components (Unfunded) |
|--|

| | | | |
|-------------------|-------------|-------------------------------|-----------|
| Category | 100 Grounds | Quantity | 1 comment |
| | | Unit Cost | \$0.000 |
| | | % of Replacement | 0.00% |
| | | Current Cost | \$0.00 |
| Placed In Service | 01/06 | Future Cost | \$0.00 |
| Useful Life | n.a. | | |
| | | Assigned Reserves at FYB | \$0.00 |
| Remaining Life | n.a. | Monthly Member Contribution | \$0.00 |
| Replacement Year | n.a. | Monthly Interest Contribution | \$0.00 |
| | | Total Monthly Contribution | \$0.00 |

Comments:



We are not budgeting for repair or replacement of concrete components in this analysis. It is anticipated that any repairs/replacements required will be addressed immediately due to safety concerns. There should not be a need for complete replacement at a single point in time, and good maintenance practice won't allow the need for repairs to accumulate to a point of major expense. We recommend that a line item be set up in the annual operating budget to account for potential concrete repairs/replacements on an "as needed" basis. However, should the client wish to include budgeting for concrete components as a reserve expense, we will do so at their request (cost and useful life to be provided by client).

Whisper Mountain

Component Detail

Directed Cash Flow Calculation Method; Sorted by Category

Grounds: Granite Replenishment

| | | | |
|-------------------|-------------|-------------------------------|------------|
| Category | 100 Grounds | Quantity | 1 total |
| | | Unit Cost | \$7,500.00 |
| | | % of Replacement | 100.00% |
| | | Current Cost | \$7,500.00 |
| | | Future Cost | \$7,691.25 |
| Placed In Service | 01/16 | Assigned Reserves at FYB | \$7,500.00 |
| Useful Life | 5 | Monthly Member Contribution | \$13.64 |
| Remaining Life | 1 | Monthly Interest Contribution | \$8.92 |
| Replacement Year | 2021 | Total Monthly Contribution | \$22.56 |

Comments:



The client has advised us to budget \$7,500 for granite replenishment every five years, beginning in 2021.

Whisper Mountain

Component Detail

Directed Cash Flow Calculation Method; Sorted by Category

Grounds: Irrigation Controller (Entrance)

| | | | |
|-------------------|-------------|-------------------------------|--------------|
| Category | 100 Grounds | Quantity | 1 controller |
| | | Unit Cost | \$125.000 |
| | | % of Replacement | 100.00% |
| | | Current Cost | \$125.00 |
| Placed In Service | 01/17 | Future Cost | \$149.09 |
| Useful Life | 10 | | |
| | | Assigned Reserves at FYB | \$125.00 |
| Remaining Life | 7 | Monthly Member Contribution | \$0.25 |
| Replacement Year | 2027 | Monthly Interest Contribution | \$0.14 |
| | | Total Monthly Contribution | \$0.39 |

Comments:



This is an Orbit, 12 station controller located at the entrance to the community.

Whisper Mountain

Component Detail

Directed Cash Flow Calculation Method; Sorted by Category

Grounds: Irrigation Controller (Lot 13)

| | | | |
|-------------------|-------------|-------------------------------|--------------|
| Category | 100 Grounds | Quantity | 1 controller |
| | | Unit Cost | \$125.000 |
| | | % of Replacement | 100.00% |
| | | Current Cost | \$125.00 |
| Placed In Service | 01/17 | Future Cost | \$149.09 |
| Useful Life | 10 | | |
| | | Assigned Reserves at FYB | \$125.00 |
| Remaining Life | 7 | Monthly Member Contribution | \$0.25 |
| Replacement Year | 2027 | Monthly Interest Contribution | \$0.14 |
| | | Total Monthly Contribution | \$0.39 |

Comments:



This is an Orbit, 12 station controller located at Lot 13.

Whisper Mountain

Component Detail

Directed Cash Flow Calculation Method; Sorted by Category

Grounds: Irrigation Controller (Lot 28)

| | | | |
|-------------------|-------------|-------------------------------|--------------|
| Category | 100 Grounds | Quantity | 1 controller |
| | | Unit Cost | \$600.00 |
| | | % of Replacement | 100.00% |
| | | Current Cost | \$600.00 |
| | | Future Cost | \$715.65 |
| Placed In Service | 01/17 | Assigned Reserves at FYB | \$600.00 |
| Useful Life | 10 | Monthly Member Contribution | \$1.18 |
| Remaining Life | 7 | Monthly Interest Contribution | \$0.71 |
| Replacement Year | 2027 | Total Monthly Contribution | \$1.89 |

Comments:



This is an Irritrol, Total Control 24 station controller located at Lot 28.

Whisper Mountain

Component Detail

Directed Cash Flow Calculation Method; Sorted by Category

Grounds: Irrigation System Replacement

| | | | |
|-------------------|-------------|-------------------------------|--------------|
| Category | 100 Grounds | Quantity | 1 total |
| | | Unit Cost | \$15,000.000 |
| | | % of Replacement | 100.00% |
| | | Current Cost | \$15,000.00 |
| | | Future Cost | \$17,446.38 |
| Placed In Service | 01/06 | Assigned Reserves at FYB | \$15,000.00 |
| Useful Life | 20 | Monthly Member Contribution | \$29.04 |
| Remaining Life | 6 | Monthly Interest Contribution | \$17.85 |
| Replacement Year | 2026 | Total Monthly Contribution | \$46.90 |

Comments:



The client has advised us to budget \$15,000, every 20 years, for the replacement of the irrigation lines.

Whisper Mountain

Component Detail

Directed Cash Flow Calculation Method; Sorted by Category

Grounds: Mailboxes (Pedestal Sets)

| | | | |
|-------------------|-------------|-------------------------------|------------|
| Category | 100 Grounds | Quantity | 1 total |
| | | Unit Cost | \$6,350.00 |
| | | % of Replacement | 100.00% |
| | | Current Cost | \$6,350.00 |
| | | Future Cost | \$7,385.63 |
| Placed In Service | 01/06 | Assigned Reserves at FYB | \$6,350.00 |
| Useful Life | 20 | Monthly Member Contribution | \$12.30 |
| Remaining Life | 6 | Monthly Interest Contribution | \$7.56 |
| Replacement Year | 2026 | Total Monthly Contribution | \$19.86 |

Comments:



| | | | | | |
|---|------------------------------|---|------------|---|-------------------|
| 1 | 12 box set w/1 parcel box | @ | \$1,550.00 | = | \$1,550.00 |
| 3 | 16 box sets w/2 parcel boxes | @ | \$1,600.00 | = | \$4,800.00 |
| | | | TOTAL | = | <u>\$6,350.00</u> |

Whisper Mountain

Component Detail

Directed Cash Flow Calculation Method; Sorted by Category

Grounds: Monument Sign Letters (Unfunded)

| | | | |
|-------------------|-------------|-------------------------------|-----------|
| Category | 100 Grounds | Quantity | 1 comment |
| | | Unit Cost | \$0.000 |
| | | % of Replacement | 0.00% |
| | | Current Cost | \$0.00 |
| Placed In Service | 01/06 | Future Cost | \$0.00 |
| Useful Life | n.a. | | |
| | | Assigned Reserves at FYB | \$0.00 |
| Remaining Life | n.a. | Monthly Member Contribution | \$0.00 |
| Replacement Year | n.a. | Monthly Interest Contribution | \$0.00 |
| | | Total Monthly Contribution | \$0.00 |

Comments:



We are not budgeting to replace the steel letters making up the double-sided monument sign that indicates “WHISPER MOUNTAIN 1806” because they should last indefinitely under normal circumstances. Any necessary repairs should be handled on an "as needed" basis using operating funds. Should the client wish to budget for the replacement of the steel letters for aesthetic/remodeling purposes, we will do so at their request.

Whisper Mountain

Component Detail

Directed Cash Flow Calculation Method; Sorted by Category

Grounds: Storm Sewer System/Retention Basin

| | | | |
|-------------------|-------------|-------------------------------|-------------|
| Category | 100 Grounds | Quantity | 1 total |
| | | Unit Cost | \$1,500.000 |
| | | % of Replacement | 100.00% |
| | | Current Cost | \$1,500.00 |
| Placed In Service | 01/06 | Future Cost | \$1,538.25 |
| Useful Life | 15 | | |
| | | Assigned Reserves at FYB | \$1,500.00 |
| Remaining Life | 1 | Monthly Member Contribution | \$2.73 |
| Replacement Year | 2021 | Monthly Interest Contribution | \$1.78 |
| | | Total Monthly Contribution | \$4.51 |

Comments:



The client has advised us to budget \$1,500, every 15 years, for maintenance to the storm sewer system & retention basin.

Whisper Mountain

Component Detail

Directed Cash Flow Calculation Method; Sorted by Category

Grounds: Tree Trimming (Unfunded)

| | | | |
|-------------------|-------------|-------------------------------|-----------|
| Category | 100 Grounds | Quantity | 1 comment |
| | | Unit Cost | \$0.000 |
| | | % of Replacement | 0.00% |
| | | Current Cost | \$0.00 |
| Placed In Service | 01/06 | Future Cost | \$0.00 |
| Useful Life | n.a. | | |
| | | Assigned Reserves at FYB | \$0.00 |
| Remaining Life | n.a. | Monthly Member Contribution | \$0.00 |
| Replacement Year | n.a. | Monthly Interest Contribution | \$0.00 |
| | | Total Monthly Contribution | \$0.00 |

Comments:



We have been advised by arborists that major tree trimming is usually required every 3 – 5 years and could be considered a reserve expense. However, the cost for a major tree trimming project depends on the size, type, maturity and number of trees at the community – all of which call for expert evaluation, but fall outside the scope of a reserve study.

Should the Board obtain a proposal and trimming schedule, we will include budgeting for tree trimming in a revision or future update of this analysis at the Board’s request.

Whisper Mountain

Detail Report Index

| | Page |
|---|-------------|
| Fencing: Steel Split Rail (Unfunded) | 14 |
| Gates/Fencing: Metal (Entrance/Exit) | 15 |
| Gates: Metal (Emergency Exit) | 16 |
| Grounds: Concrete Components (Unfunded) | 25 |
| Grounds: Granite Replenishment | 26 |
| Grounds: Irrigation Controller (Entrance) | 27 |
| Grounds: Irrigation Controller (Lot 13) | 28 |
| Grounds: Irrigation Controller (Lot 28) | 29 |
| Grounds: Irrigation System Replacement | 30 |
| Grounds: Mailboxes (Pedestal Sets) | 31 |
| Grounds: Monument Sign Letters (Unfunded) | 32 |
| Grounds: Storm Sewer System/Retention Basin | 33 |
| Grounds: Tree Trimming (Unfunded) | 34 |
| Lighting: Bollard Fixtures | 18 |
| Lighting: Monument Spot Fixtures (Unfunded) | 19 |
| Paint: Walls, Gates, Railings | 13 |
| Security: Access Phone | 20 |
| Security: Gate Operator (Entry Gate #1) | 21 |
| Security: Gate Operator (Entry Gate #2) | 22 |
| Security: Gate Operators (Exit Side) | 23 |
| Security: Surveillance System Components | 24 |
| Streets: Asphalt Grind & Overlay | 10 |
| Streets: Asphalt Crack Fill | 11 |
| Streets: Asphalt Seal Coat | 12 |
| Walls: Stucco (Repairs) | 17 |

Number of components included in this reserve analysis is 25.